
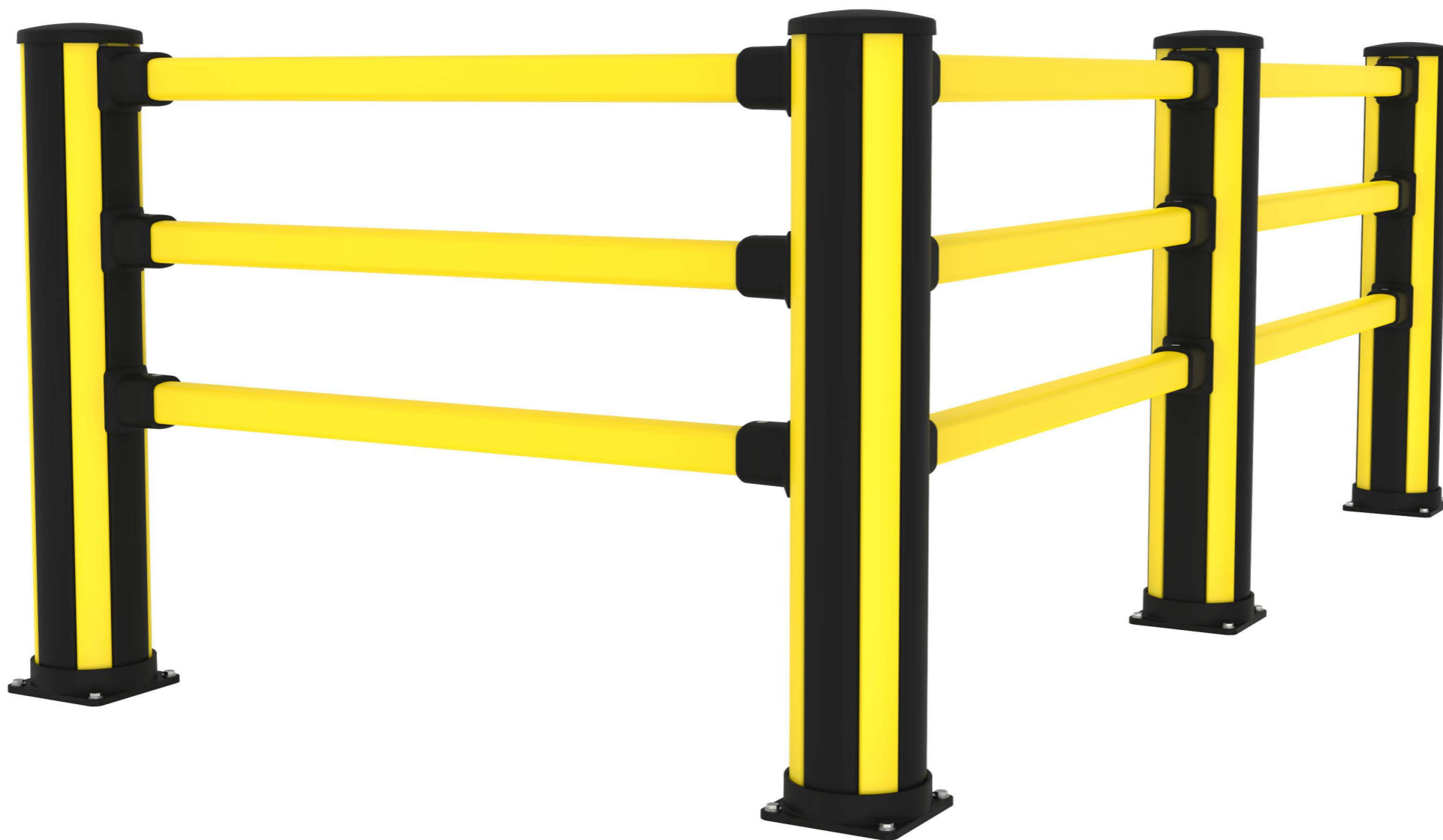


X-Protect

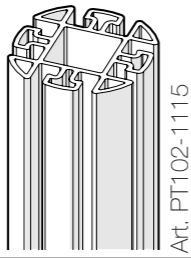
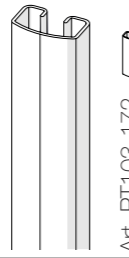
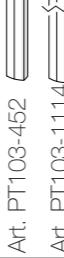

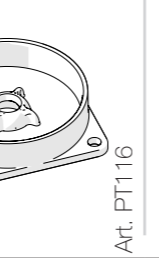

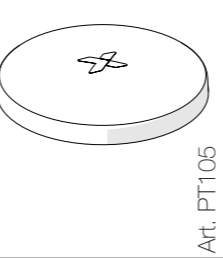
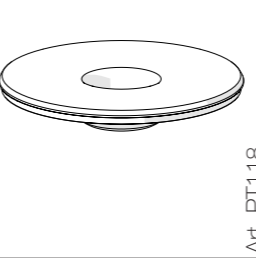

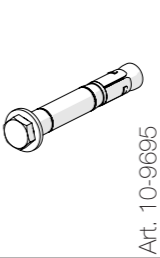
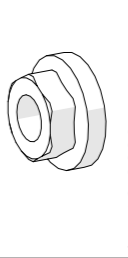
Pedestrian



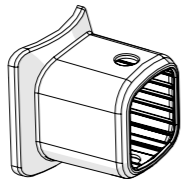
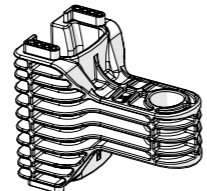
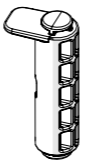
AXELENT AB

WWW.AXELENT.COM

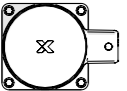






											
Art. PT102-1115	Art. PT103-172	Art. PT103-452	Art. PT103-1114	Art. PT116	Art. PT117-1143	Art. PT105	Art. PT118		Art. 10-9695	Art. 10-9696	
BCE1-116-00P3	2	1	3	1	1	1	1	PT126	4	4	1
BCM1-116-00P3	4	2	2	1	1	1	1	PT126	4	4	1
BCC1-116-00P3	4	2	2	1	1	1	1	PT126	4	4	1

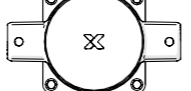
CCS9-000-00P1





		
Art. PT106	Art. PT107	Art. PT110
3	3	3
6	6	6
6	6	6

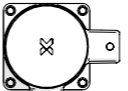
BCE1-116-00P3
BCM1-116-00P3
BCC1-116-00P3





 **BCE1-116-00P3**

			
CCS9-000-00P1	PT103-172		
CCS9-000-00P1			
PT103-1114	PT103-172	PT103-1114	PT103-1114
CCS9-000-00P1			
	PT103-452		

 **BCM1-116-00P3**

			
CCS9-000-00P1	PT103-172		CCS9-000-00P1
CCS9-000-00P1			CCS9-000-00P1
PT103-1114	PT103-172	PT103-1114	PT103-172
CCS9-000-00P1			CCS9-000-00P1
	PT103-452		PT103-452

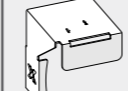
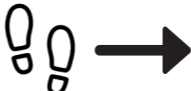

 **BCC1-116-00P3**

			
CCS9-000-00P1		CCS9-000-00P1	CCS9-000-00P1
		PT103-172	PT103-172
		CCS9-000-00P1	CCS9-000-00P1
PT103-1114	PT103-1114	PT103-172	PT103-172
		CCS9-000-00P1	CCS9-000-00P1
		PT103-452	PT103-452

RCP1-XXX-XXXX
(RCP1-length-centre to centre)



The pin hole location, size and adjacent material integrity are critical to the overall system function and performance. Onsite alternations should only be made with the Axelent drilling template and by competent persons.

X-Protect_drilling_template_manual

